

# Drypower

VRLA AGM MULTIPURPOSE RANGE  
**BACKUP & MAIN POWER**



6V

7.2Ah

SLA

AGM

## 6SB7.2P

Rechargeable AGM Sealed Lead Acid Battery

### SPECIFICATIONS

Nominal Voltage	6V	
Nominal Capacity		
20 hour rate (0.36A to 5.25V)	7.2Ah	
10 hour rate (0.665A to 5.25V)	6.65Ah	
5 hour rate (1.190A to 5.10V)	5.95Ah	
1C (7.0A to 4.8V)	3.97Ah	
3C (21.0A to 4.8V)	2.8Ah	
Weight	Approx. 1.2kg	
Internal Resistance (at 1KHz)	Approx. 12mΩ	
Maximum Discharge Current (5 secs)	105A	
Charge Methods at 25°C		
<b>Cycle Use</b>		
Charging Voltage	7.20V to 7.50V	
Coefficient -5.0mV/°C/Cell		
Maximum Charging Current	2.1A	
<b>Standby Use</b>		
Float Charging Voltage	6.75V to 6.90V	
Coefficient -3.0mV/°C/Cell		
Operating Temperature Range		
<b>Charge</b>	-15°C to 40°C	
<b>Discharge</b>	-15°C to 50°C	
<b>Storage</b>	-15°C to 40°C	
Charge Retention (Shelf Life) at 20°C		
1 month	92%	
3 months	90%	
6 months	80%	
Case Material	ABS UL94 HB	
Termination	F1 (Faston Tab 187)	
Design Life	3-5 years	

Barcode

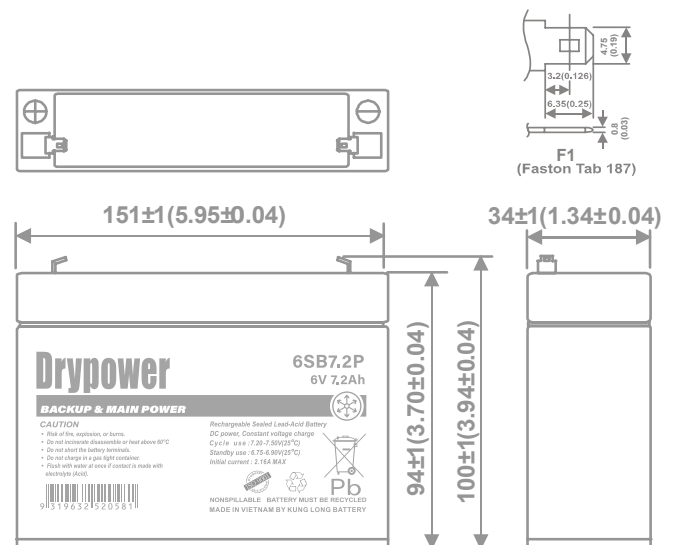


9319632520581

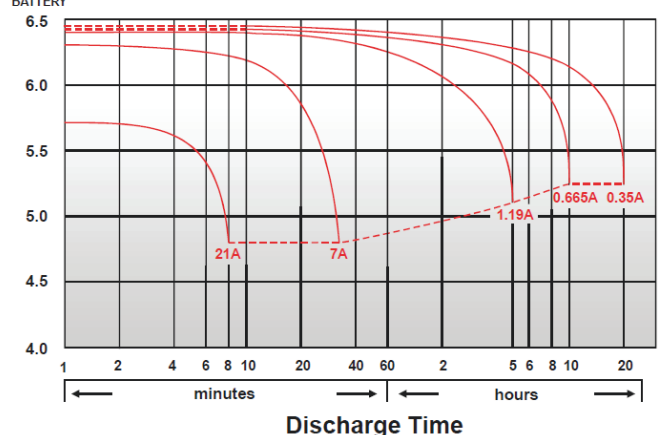


### DIMENSIONS

mm (inch)

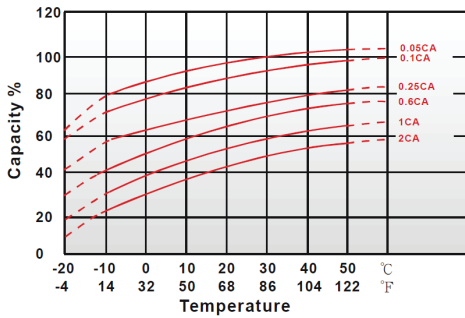


### Discharge Time VS. Discharge Current (25°C)

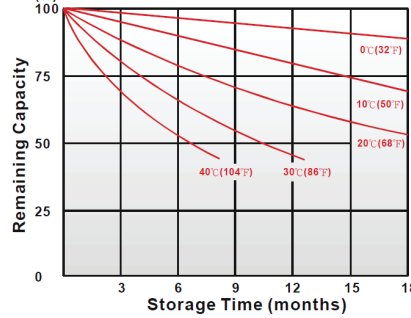


### CHARACTERISTICS CHARTS

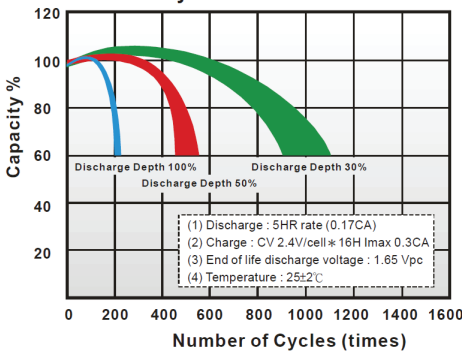
Effect of Temperature on Capacity 25°C (77°F)



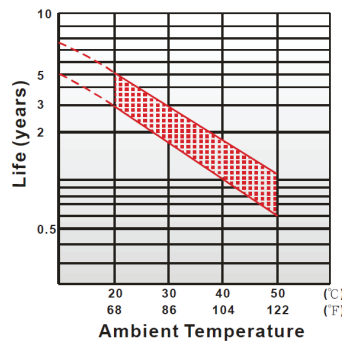
Capacity Retention Characteristic



Cycle Service Life



Trickle (or float) Service Life



### FEATURES & BENEFITS

- ◆ Industry leading 99.99% pure lead content for superior service life and dependable performance.
- ◆ Maintenance free technology and non-spillable design.
- ◆ Excellent charge retention in storage.
- ◆ Higher percentage of tin content compared with the industry standard. Tin extends battery standby life by minimising sulphation (corrosion) especially at higher temperatures.
- ◆ Manufactured by Kung Long Battery (KLB) at facilities in Taiwan and Vietnam.

KLB is a leading manufacturer and complies with relevant international quality standards including ISO9001, CE ETL9000, UL1989, OHSAS18001 and ISO17025.

KLB supports Green Sustainable supply chain practices.



### PERFORMANCE DATA

Discharge Rates in Watts to Various End Voltages at 25°C (77°F)

End Voltage		1.85V	1.80V	1.75V	1.70V	1.67V	1.65V	1.60V
Time								
5	min	45.2	50.3	52.7	54.8	55.8	56.7	58.2
10	min	30.7	32.2	33.7	34.8	35.7	36.2	37.2
15	min	24.5	25.5	26.2	26.8	27	27.5	28.2
30	min	13	13.7	14.1	14.5	14.6	14.7	14.9
60	min	8.43	8.73	8.97	9.15	9.22	9.3	9.45
120	min	4.21	4.39	4.63	5.22	5.27	5.32	5.4
180	min	3.27	3.45	3.6	3.73	3.77	3.82	3.87
240	min	2.87	3.01	3.1	3.15	3.17	3.2	3.23
300	min	2.47	2.54	2.63	2.68	2.70	2.72	2.73
600	min	1.45	1.5	1.53	1.55	1.56	1.56	1.57
1200	min	0.694	0.718	0.737	0.75	0.755	0.76	0.77

Discharge Rates in Amperes to Various End Voltages at 25°C (77°F)

End Voltage		1.85V	1.80V	1.75V	1.70V	1.67V	1.65V	1.60V
Time								
5	min	23.5	26.4	28.1	29.7	30.5	31.3	32.6
10	min	16.2	17	18.2	18.6	18.8	19.1	19.8
15	min	12.5	13.1	13.6	13.9	14	14.2	14.5
30	min	6.61	6.92	7.14	7.3	7.38	7.45	7.61
60	min	3.98	4.13	4.25	4.36	4.39	4.42	4.48
120	min	2.05	2.14	2.21	2.27	2.29	2.32	2.35
180	min	1.63	1.69	1.75	1.8	1.82	1.84	1.87
240	min	1.30	1.37	1.42	1.45	1.46	1.47	1.49
300	min	1.11	1.16	1.23	1.25	1.26	1.27	1.28
600	min	0.65	0.68	0.721	0.728	0.732	0.737	0.747
1200	min	0.341	0.357	0.377	0.382	0.384	0.387	0.392

All data on the spec. sheet is an average value:

The tolerance range : X < 6min (+15%~-15%), 6min ≤ X < 10min (+12%~-12%), 10min ≤ X < 60min (+8%~-8%), X ≥ 60min (+5%~-5%)

Aug2020

Performance may vary depending on application. All specifications are correct at time of creation. All specifications and operation conditions contained in this datasheet are subject to change or improvement without prior notice to the user. This data is for evaluation purposes only. No guarantee is intended or implied by this data. For clarification and updated information, please contact us.