

12SB34C 12Volt 34Ah

Specifications

Nominal Voltage(V) **12V**

Nominal Capacity

20 hour rate	(1.7A	to	10.50V)	34Ah
10 hour rate	(3.23A	to	10.50V)	32.3Ah
5 hour rate	(5.78A	to	10.20V)	28.9Ah
1 C	(34A	to	9.60V)	19.27Ah
3 C	(102A	to	9.60V)	13.6Ah

Weight **Approx. 10.5kg(23.1Lbs.)**

Internal Resistance (at 1KHz) **Approx. 11 mΩ**

Maximum Discharge Current for

5 seconds: **510A**

Charging Methods at 25 (77)

Cycle use:

Charging Voltage **14.4 to 15.0V**

Coefficient -5.0mv/ /cell

Maximum Charging Current : **10.2A**

Standby use:

Float Charging Voltage **13.50 to 13.80V**

Coefficient -3.0mv/ /cell

Operating Temperature Range

Charge **-15 (5) to 40 (104)**

Discharge **-15 (5) to 50 (122)**

Storage **-15 (5) to 40 (104)**

Charge Retention (shelf life) at 20 (68)

1 month **92%**

3 month **90%**

6 month **80%**

Case Material **ABS**

(Option: UL94 HB & UL94 V-0 flame retardant)

Terminal **F6**

Description of torque value of hard ware for the terminals:

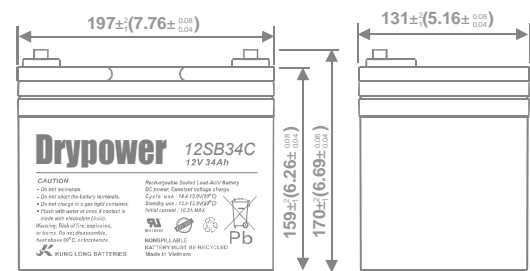
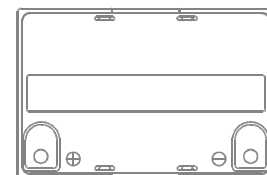
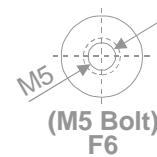
Recommended torque value **M5: 2.94 N-m (30kg-cm)**

Maximum allowable torque value **M5: 4.90 N-m (50kg-cm)**

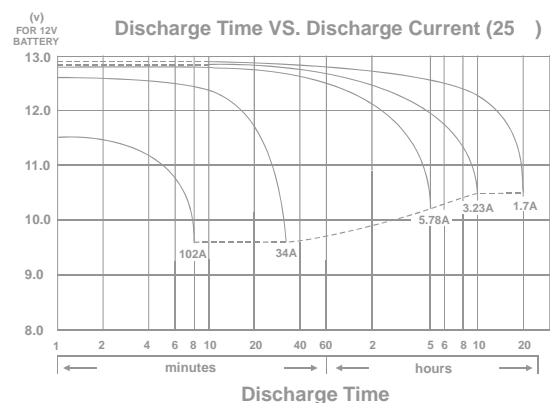


Dimensions

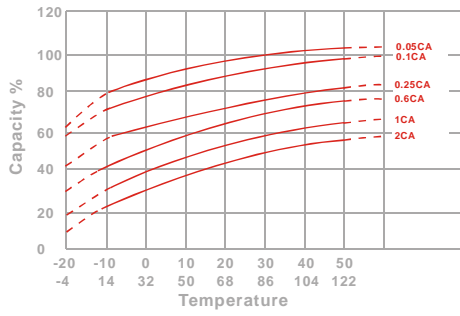
mm(inch)



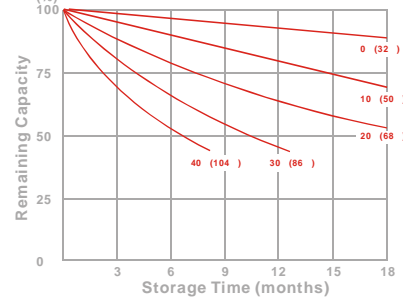
Discharge Time VS. Discharge Current (25)



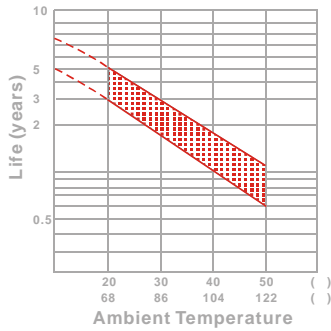
Effect of Temperature on Capacity 25 (77)



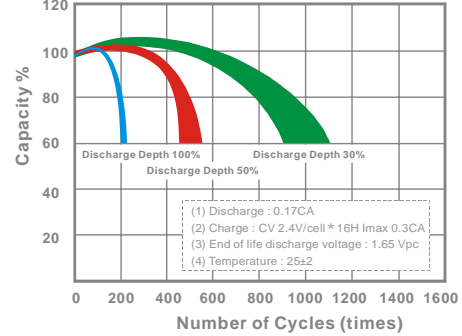
Capacity Retention Characteristic



Trickle (or float) Service Life



Cycle Service Life



- PERFORMANCE DATA

Discharge Rates in Watts to Various End Voltages at 25 (77)

End Voltage		1.85V	1.80V	1.75V	1.70V	1.67V	1.65V	1.60V
5	min	739	992	1182	1302	1344	1386	1442
10	min	521	682	804	880	906	934	969
15	min	422	546	638	695	713	735	762
30	min	229	297	347	378	388	400	414
60	min	217	231	240	245	247	250	252
120	min	136	143	147	150	151	153	154
180	min	92.1	97.8	102	104	105	106	107
240	min	74.0	78.6	81.6	83.4	84.3	85.1	85.8
300	min	63.1	67.1	69.6	71.2	71.8	72.6	73.2
600	min	37.3	39.7	41.2	42.1	42.5	42.9	43.3
1200	min	19.6	20.8	21.6	22.1	22.3	22.5	22.7

- Discharge Rates in Amperes to Various End Voltages at 25 (77)

End Voltage		1.85V	1.80V	1.75V	1.70V	1.67V	1.65V	1.60V
5	min	88.7	109	123	132	135	139	143
10	min	61.5	71.4	77.5	81.8	83.7	86.2	89.3
15	min	51.2	58.6	63.4	66.1	66.9	67.8	69.2
30	min	29.6	33.5	35.1	36.4	36.8	37.3	37.9
60	min	17.7	19.0	19.9	20.6	20.8	21.1	21.4
120	min	10.6	11.4	11.9	12.3	12.4	12.6	12.8
180	min	7.86	8.37	8.73	8.99	9.06	9.14	9.27
240	min	5.91	6.35	6.73	6.92	6.97	7.04	7.15
300	min	5.31	5.59	5.75	5.88	5.93	5.99	6.07
600	min	3.10	3.22	3.32	3.41	3.44	3.47	3.51
1200	min	1.58	1.67	1.73	1.77	1.78	1.80	1.82

All data on the spec. sheet is an average value:

The tolerance range : X<6min(+15%~-15%), 6min X<10min(+12%~-12%), 10min X < 60min(+8%~-8%), X 60min(+5%~-5%)